

ARCHDIOCESE OF NEW YORK

NEW YORK STATE EXAMINATION 2010-2011 RESULTS

SCHOOL NAME: ST. JOHN'S









BEDS: 440601145074

DISTRICT: UPPER COUNTIES

ELA	GRADE	LEVEL 1	LEVEL 2	LEVEL 3	LEVEL 4	TOTAL	% L1	% L2	% L3	% L4	% L 3&4*
	4	1	4	11	2	18	5.6%	22.2%	61.1%	11.1%	72.2%
	6	0	8	20	1	29	0.0%	27.6%	69.0%	3.4%	72.4%
	8	0	7	16	0	23	0.0%	30.4%	69.6%	0.0%	69.6%

Math	GRADE	LEVEL 1	LEVEL 2	LEVEL 3	LEVEL 4	TOTAL	% L1	% L2	% L3	% L4	% L 3&4*
	4	0	2	12	4	18	0.0%	11.1%	66.7%	22.2%	88.9%
	6	0	1	17	11	29	0.0%	3.4%	58.6%	37.9%	96.6%
	8	0	0	15	8	23	0.0%	0.0%	65.2%	34.8%	100.0%

\*Represents percentage of students who met or exceed proficiency standards

ST. JOHN (Goshen)	3	4	5	6	7	8	# Pass/Fail	Pass/Fail %	Sr. Patricia Langton, OP
90 – 100	19	8	10	4	8	4	121	89%	Rev. Thomas Dicks
80 – 89	2	5	7	10	8	9	15	11%	
70 – 79	1	4	1	11	4	6	136		We Believe
Below 70	0	1	3	4	3	4			Sadlier
Total Students	22	18	21	29	23	23			
Highest Score	100	100	100	95	96	100			
Lowest Score	75	53	57	54	65	57			
# IEP	0	1	0	0	1	0	# Catholic/Other	Catholic/Other %	
# Catholic	22	18	21	29	23	22	135	99%	
# Other	0	0	0	0	0	1	1	1%	
TOTAL STUDENTS	22	18	21	29	23	23	136		